






Remove the 22 pan bolts.



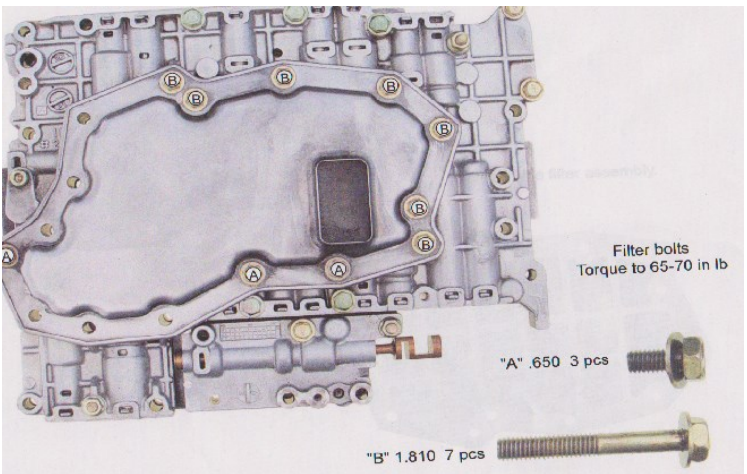
Unplug the wiring connector/s.




Remove the 12 valve body bolts.




Fit Solenoids, Inhibitor switch and module
And make sure the valve body is the same as
the new valve body




Fit New Filter



Align Manual Valve



Refit the 12 valve body bolts.



Reconnect wiring loom.



Refit pan with new pan gasket.

Please contact us if you have any questions
Wholesale Automatics
2/4 Melrich Rd
Bayswater
Vic 3153
Australia
03 9762 8004
International +613-9762 8004